

Monthly & Quarterly Report on License Agreement

March 2026

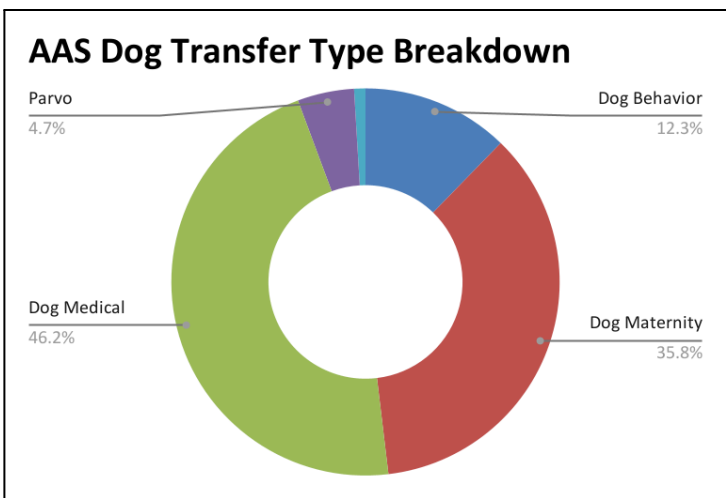
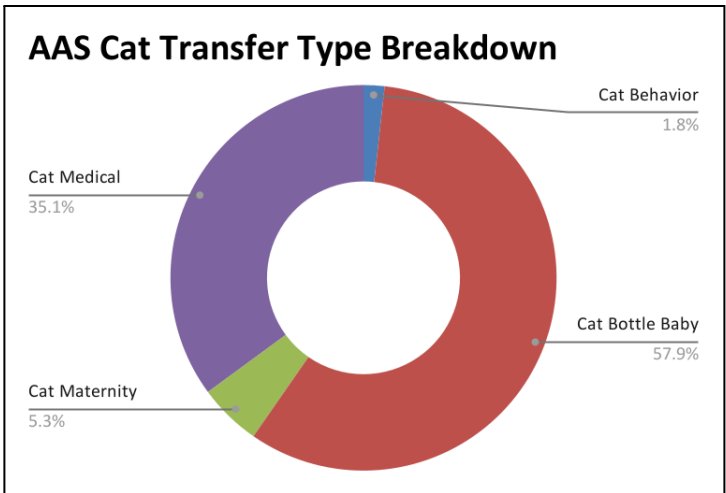
This report is in agreement with the terms outlined in Section 8.4 of the License Agreement between the City of Austin and Austin Pets Alive!, with a focus on APA!'s impact on Travis County through our partnership with Austin Animal Services.

Austin Pets Alive! (APA!) remains the City of Austin's largest partner in lifesaving, specializing in animals with medical and behavioral needs beyond the municipal shelter's capacity. Since 2011, this partnership with Austin Animal Services (AAS) has helped sustain Austin as the largest No Kill city in the United States.

APA! Monthly Partnership Impact:

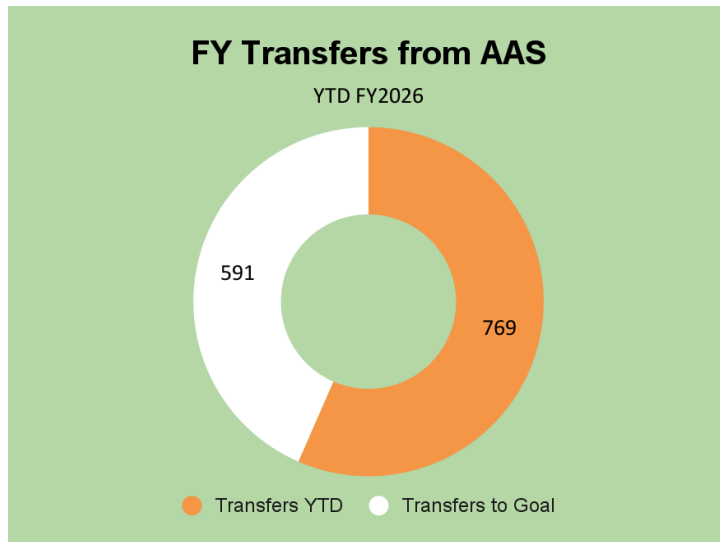
In March 2026 alone, **163** animals were transferred directly from AAS, and **78** additional animals were diverted from entering AAS through APA!'s PASS program and direct community intake. These combined efforts reduced strain on the City's municipal shelter while ensuring vulnerable animals received timely intervention.

AAS DIRECT TRANSFERS	
Cat Behavior	1
Cat Bottle Baby	33
Cat Maternity/Nursing	3
Cat Medical	20
Cat Space	0
Dog Behavior Large/Medium	10
Dog Behavior Small	3
Dog Bottle Baby	0
Dog Maternity/Nursing	38
Dog Medical	49
Dog Parvo	5
Dog Space Large/Medium	1
Dog Space Small	0
TOTAL AAS DIRECT TRANSFERS	163
Cat Born in Care	0
Dog Born in Care	2
TOTAL AAS ANIMALS	165
Travis - PASS	41
Travis - Parvo Owner-Surrender	18
Travis - Stray/Abandoned	19
TOTAL TRAVIS CO. DIVERSIONS	78
TOTAL AAS/TRAVIS CO. INTAKES	243



APA! Transfers from AAS as % of Annual Goal

APA! must: (a) Select a sufficient number of animals from the At-Risk List so that at the end of each year of the Term, APA! will have selected from the At-Risk List 12% of the total number of animals taken in by AAS during the preceding year.



APA! Transfer Requirement for FY26:
1,360 Animals

AAS Dog & Cat Intake Total in FY26:
769 Animals

As of the end of March 2026, APA! has taken **57%** of the total animal number required for the fiscal year. This quarter (Q2) accounts for **24%** of that total.

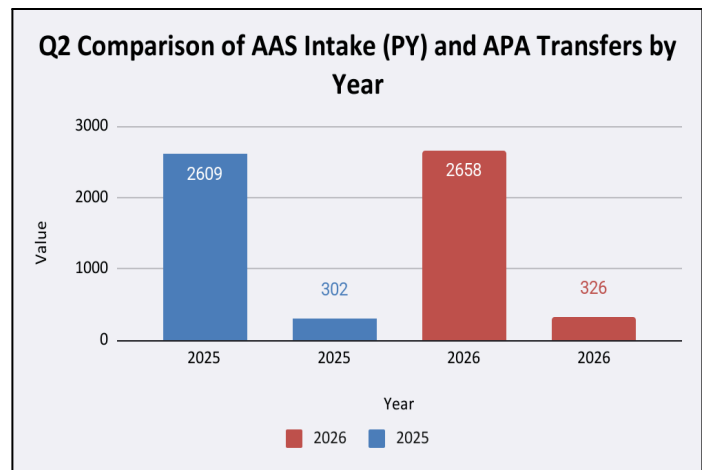
In March alone, **12%** of the annual transfer goal was met (163 animals). An average of 113 animals each month accomplishes our annual target.

APA!'s total number of pulled animals (769) puts us ahead of schedule for our annual goal. For APA! to reach its target, it will need to pull just 99 animals each coming month within the fiscal year.

2-Year % of AAS Intake Comparison

In March 2025, APA! accepted 132 direct transfers from AAS. AAS reported a total of 908 intakes for the month of the *preceding year* (2024), with APA! accepting approximately 15% of that month's public intake. In Q2 of 2025, APA! accepted approximately 12% of AAS's public intake from Q2 of 2024.

In March 2026, APA!'s acceptance of 163 direct transfers equals approximately 17% of March's public intake from 2025. **In Q2 of 2026, APA! has accepted approximately 12% of AAS's public intake from Q2 of 2025.**



Impact of APA! Transfers on AAS Live Release Rate (LRR)

As APA! takes animals directly from AAS's At-Risk list, this chart illustrates what the AAS Live Release Rate might look like without transfers to APA!.

AAS Dog & Cat Live Release Rate - March 2026:			95%*
At-Risk Transfers to APA!:	Pregnant/Nursing/Bottle Baby/BIC	76	88%
	Medical	74	77%
	Other At-Risk Animals (behavior, etc.)	14	75%
AAS Live Release Rate without APA! - March 2026:			75%

*Estimated Live Release Rate, with 850 estimated total AAS outcomes, given that AAS March 2026 data was unavailable at the time of this report.

Survival Rates of AAS Medically Vulnerable Transfers

This section looks at the outcomes of pets transferred from AAS to APA! as medically vulnerable cases for the month, to show their survival rate and current status. These cases represent some of the most resource-intensive and time-sensitive populations in the shelter system, including neonates, parvo-positive dogs, and nursing mothers.

Medically Vulnerable Case Statuses - March 2026	
Adopted/Transferred Out	19
In Foster	61
In Shelter	22
Deceased	4
Survival Rate	96%

APA! Animal Matrix and Live Release Rate for ALL Animals - March 2026

<i>Beginning Animal Count:</i>	Canine		Feline		Total
February 1, 2026	629		480		1,109 Animals
	<i>Adult</i>	<i>5 Months></i>	<i>Adult</i>	<i>5 Months></i>	
LIVE INTAKES					
Stray	7	9	3	0	19
Relinquished by Owner	38	43	39	5	125
Owner-Intended Euthanasia	0	0	0	0	0
Transferred in from Agency	198	237	209	161	805
Other Intakes	0	0	0	2	2
TOTAL LIVE INTAKES	243	289	251	168	951
	<i>Adult</i>	<i>5 Months></i>	<i>Adult</i>	<i>5 Months></i>	
OUTCOMES					
Adoption	146	161	189	74	570
Returned to Owner	7	0	3	0	10
Transferred to Another Agency	66	31	50	24	171
Returned to Field	0	0	0	0	0
Other Live Outcome	0	0	0	0	0
TOTAL LIVE OUTCOMES	219	192	242	98	751
Died in Care	1	15	1	10	27
Lost in Care	0	0	0	0	0
Shelter Euthanasia	7	6	5	0	18

Owner-Intended Euthanasia	0	0	0	0	0
TOTAL NON-LIVE OUTCOMES	8	21	6	10	45
TOTAL OUTCOMES	227	213	248	108	796
End Animal Count:	721		544		1,265 Animals
LIVE RELEASE RATE	93.4%		95.5%		94.3%

Fiscal Year 2026, Q2 Summary (January - March):

During the second quarter (Q2) of Fiscal Year 2026, Austin Pets Alive! (APA!) continued to play a critical role in sustaining Austin’s No Kill status amid ongoing capacity pressure at Austin Animal Services (AAS).

From January through March, APA! transferred in **325** animals directly from AAS—**nearly 95%** of whom were at risk of euthanasia without intervention—and diverted an additional **210** animals from entering the municipal shelter system altogether, which accounts for an **8% decrease** in AAS intakes.*

These efforts not only preserved individual lives but also materially impacted system-wide outcomes. Without APA!’s intake, AAS’s Live Release Rate is estimated to have dropped to **81.6%** for the quarter, underscoring the essential role of this partnership in maintaining community-wide lifesaving benchmarks.

APA! remains ahead of pace in meeting its annual transfer requirement, while continuing to absorb complex medical and behavioral cases that require significant organizational resources.

**Exact monthly intake totals for AAS were taken from the published January and February 2026 Animal Advisory Commission’s agenda packets, and March’s total intakes were estimated at 825, which was the reported total from February.*

Q2 Intake Breakdown by Month:

AAS DIRECT TRANSFERS	Jan	Feb	March	Q2 Total
Cat Behavior	0	1	1	2
Cat Bottle Baby	5	13	33	51
Cat Maternity/Nursing	3	2	3	8
Cat Medical	12	5	20	37
Cat Space	0	0	0	0
Dog Behavior Large/Medium	5	9	10	24
Dog Behavior Small	0	4	3	7
Dog Bottle Baby	0	0	0	0
Dog Maternity/Nursing	14	9	38	61
Dog Medical	21	35	49	105
Dog Parvo	3	5	5	13
Dog Space Large/Medium	6	9	1	16
Dog Space Small	1	0	0	1
TOTAL AAS DIRECT TRANSFERS	70	92	163	325
Cat Born in Care	7	0	0	7

Dog Born in Care	6	8	2	16
TOTAL AAS ANIMALS	83	100	165	348
Travis - PASS	42	5	41	88
Travis - Parvo Owner-Surrender	18	8	18	44
Travis - Stray/Abandoned	42	17	19	78
TOTAL TRAVIS CO. DIVERSIONS	102	30	78	210
TOTAL AAS/TRAVIS CO. INTAKES	185	222	243	650