

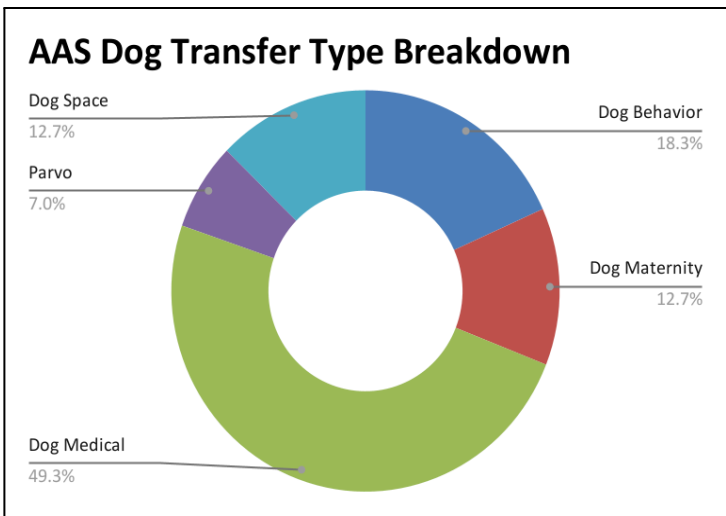
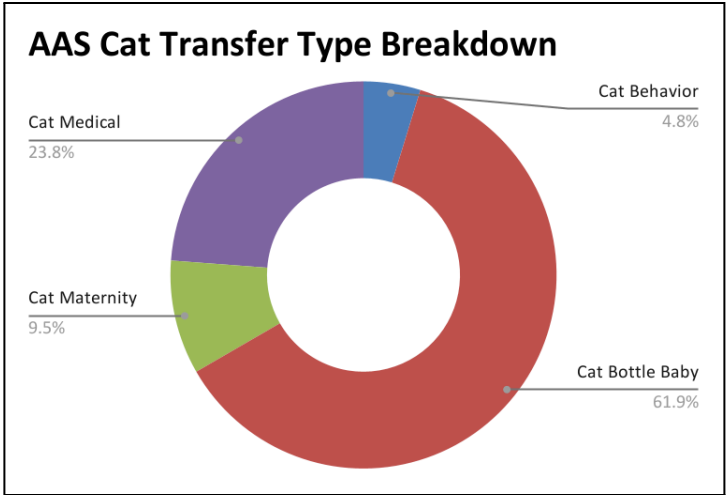
This report is in agreement with the terms outlined in Section 8.4 of the License Agreement between the City of Austin and Austin Pets Alive!, with a focus on APA!'s impact on Travis County through our partnership with Austin Animal Services.

Austin Pets Alive! (APA!) is consistently the City of Austin's largest partner in lifesaving. Our mission is to keep Austin No Kill by taking in the animals that have medical and behavioral concerns that the city cannot care for or treat. Since 2011, due to our partnership with Austin Animal Services to take the animals at risk of euthanasia, our city has been the largest No Kill city in the US.

APA! Intakes Transferred from AAS:

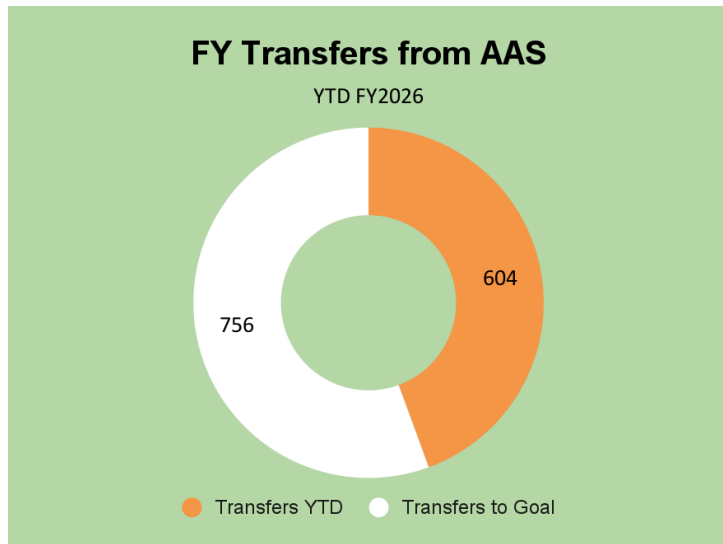
Our role is to provide a safety net for pets that cannot be saved at AAS. However, in February 2026, 9 animals were transferred from AAS to APA! as courtesy space pulls. This accounts for 9.8% of the month's intake for AAS. Additionally, APA! took in 30 pets directly from within Travis County through the PASS Program or directly from Travis County civilians that should have otherwise entered AAS.

AAS DIRECT TRANSFERS	
Cat Behavior	1
Cat Bottle Baby	13
Cat Maternity/Nursing	2
Cat Medical	5
Cat Space	0
Dog Behavior Large/Medium	9
Dog Behavior Small	4
Dog Bottle Baby	0
Dog Maternity/Nursing	9
Dog Medical	35
Dog Parvo	5
Dog Space Large/Medium	9
Dog Space Small	0
TOTAL AAS DIRECT TRANSFERS	92
Cat Born in Care	0
Dog Born in Care	8
TOTAL AAS ANIMALS	100
Travis - PASS	5
Travis - Parvo Owner-Surrender	8
Travis - Stray/Abandoned	17
TOTAL TRAVIS CO. DIVERSIONS	30
TOTAL AAS/TRAVIS CO. INTAKES	222



APA! Transfers from AAS as % of Annual Goal

APA! must: (a) Select a sufficient number of animals from the At-Risk List so that at the end of each year of the Term, APA! will have selected from the At-Risk List 12% of the total number of animals taken in by AAS during the preceding year.



AAS Dog & Cat Intake Total in FY26:
604 Animals

APA! Transfer Requirement for FY26:
1,360 Animals

As of the end of February 2026, APA! has taken **44%** of the total animal number required for the fiscal year. This total puts us ahead of schedule for our annual goal. For APA! to reach its target, it will need to pull just **108 animals** each coming month within the fiscal year.

Impact of APA! Transfers on AAS Live Release Rate (LRR)

As APA! takes animals directly from AAS's At-Risk list, this chart attempts to show what the AAS Live Release Rate might look like without transfers to APA!. While there is no perfect way to calculate this metric since it is impossible to know what would have happened were these animals not pulled by APA!, this is one way to illustrate APA!'s effect on AAS live outcomes.

AAS Dog & Cat Live Release Rate - February 2026:			95%*
At-Risk Transfers to APA!:	Animals with < 2hr Deadline** <i>**Includes animals born in APA!'s care</i>	32	91%
	Animals with >2, <48hr Deadline	45	86%
	Other At-Risk Animals (behavior, etc.)	13	84%
AAS Live Release Rate without APA! - February 2026:			84%

*Estimated Live Release Rate, with 850 estimated total AAS outcomes, given that AAS February 2026 data was unavailable at the time of this report.

Survival Rates of AAS Medically Vulnerable Transfers

This section looks at the outcomes of pets transferred from AAS to APA! as medically vulnerable cases for the month, to show their survival rate and current status. These numbers include parvo/panleuk animals, pregnant/nursing mothers, neonates, and animals born in care.

Medically Vulnerable Case Statuses - February 2026	
Adopted/Transferred Out	11
In Foster	41
In Shelter	7
Deceased	18
Survival Rate	78%

APA! Animal Matrix and Live Release Rate for ALL Animals - February 2026

<i>Beginning Animal Count:</i>	Canine		Feline		Total
February 1, 2026	688		448		1,136 Animals
	Adult	5 Months>	Adult	5 Months>	
LIVE INTAKES					
Stray	9	0	8	0	17
Relinquished by Owner	43	21	56	14	134
Owner-Intended Euthanasia	0	0	0	0	0
Transferred in from Agency	158	147	169	92	0
Other Intakes	0	10	0	0	0
TOTAL LIVE INTAKES	210	178	233	106	727
	Adult	5 Months>	Adult	5 Months>	
OUTCOMES					
Adoption	135	132	176	63	506
Returned to Owner	11	0	3	0	14
Transferred to Another Agency	77	58	48	9	192
Returned to Field	0	0	0	0	0
Other Live Outcome	0	0	1	0	1
TOTAL LIVE OUTCOMES	223	190	228	72	713
Died in Care	0	17	1	3	21
Lost in Care	0	0	0	0	0
Shelter Euthanasia	5	8	3	1	17
Owner-Intended Euthanasia	0	0	0	0	0
TOTAL NON-LIVE OUTCOMES	5	25	4	4	38
TOTAL OUTCOMES	228	215	232	76	751
<i>End Animal Count:</i>	633		482		1,115 Animals
LIVE RELEASE RATE	93.23%		97.40%		94.94%