

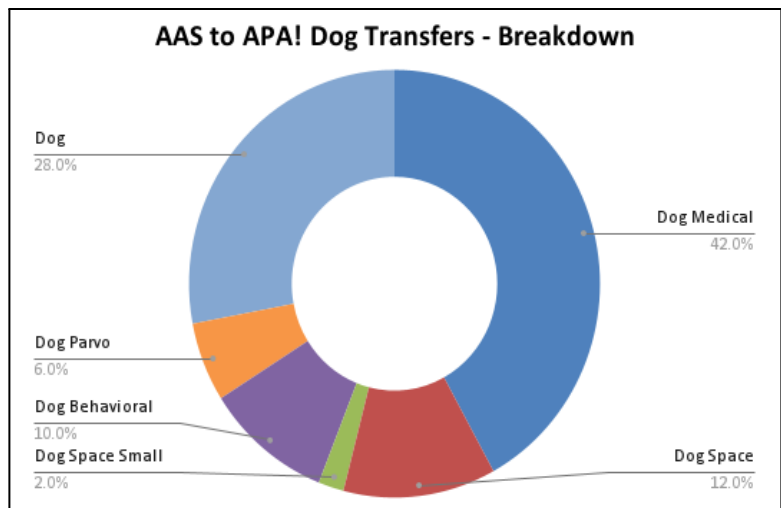
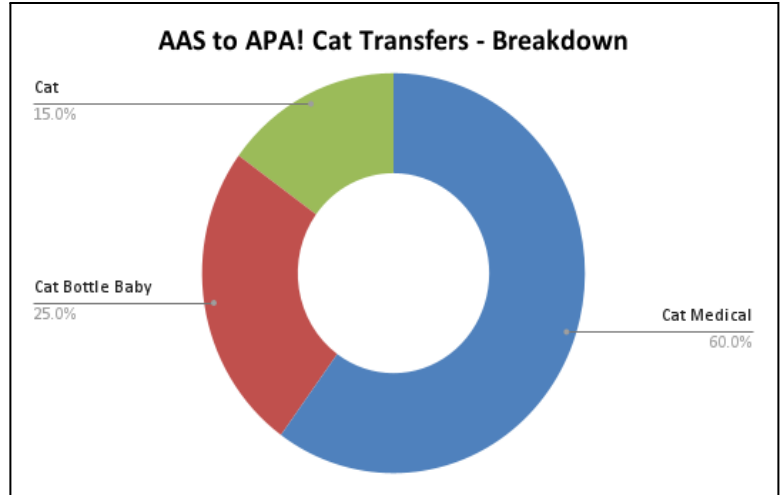
This report is in agreement with the terms outlined in Section 8.4 of the License Agreement between the City of Austin and Austin Pets Alive!, with a focus on APA!'s impact on Travis County through our partnership with Austin Animal Services.

Austin Pets Alive! (APA!) is consistently the City of Austin's largest partner in lifesaving. Our mission is to keep Austin No Kill by taking in the animals that have medical and behavioral concerns that the city cannot care for or treat. Since 2011, due to our partnership with Austin Animal Services to take the animals at risk of euthanasia, our city has been the largest No Kill city in the US.

APA! Intakes Transferred from AAS:

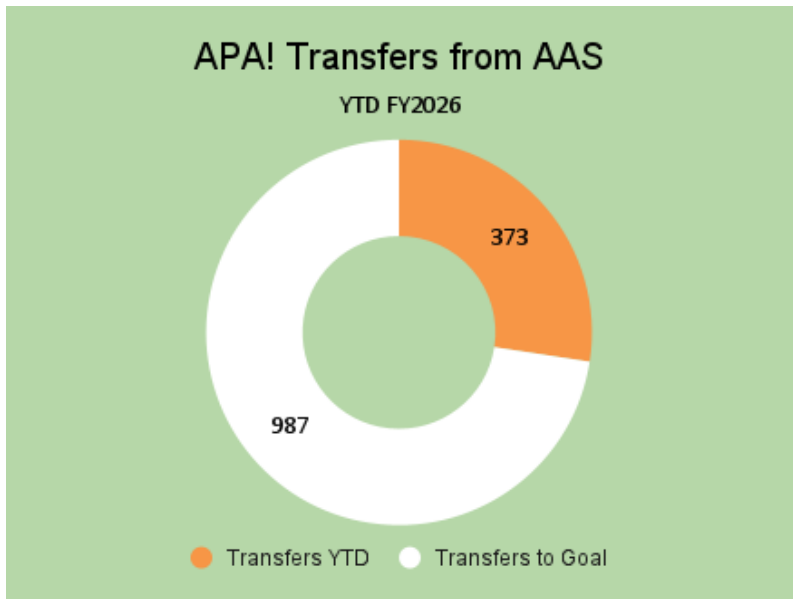
Our role is to provide a safety net for pets that cannot be saved at AAS. However, in January 2026, 7 animals were transferred from AAS to APA! as courtesy space pulls. This accounts for 8.5% of the month's intake for AAS. Additionally, APA! took in 102 pets directly from within Travis County through the PASS Program or directly from Travis County civilians that should have otherwise entered AAS.

AAS DIRECT TRANSFERS	
Cat Behavior	0
Cat Bottle Baby	5
Cat Maternity/Nursing	3
Cat Medical (incl. panleuk)	12
Cat Space	0
Dog Behavior Large/Medium	5
Dog Behavior Small	0
Dog Bottle Baby	0
Dog Maternity/Nursing	14
Dog Medical (non-parvo)	21
Dog Parvo	3
Dog Space Large/Medium	6
Dog Space Small	1
TOTAL AAS DIRECT TRANSFERS	70
Cat Born in Care	7
Dog Born in Care	6
TOTAL AAS ANIMALS	83
Travis - PASS	42
Travis - Parvo Owner-Surrender	18
Travis - Stray/Abandoned	42
TOTAL TRAVIS CO. DIVERSIONS	102
TOTAL AAS/TRAVIS CO. INTAKES	185



APA! Transfers from AAS as % of Annual Goal

APA! must: (a) Select a sufficient number of animals from the At-Risk List so that at the end of each year of the Term, APA! will have selected from the At-Risk List 12% of the total number of animals taken in by AAS during the preceding year.



AAS Dog & Cat Intake Total in FY26:
373 Animals

APA! Transfer Requirement for FY26:
1,360 Animals

As of the end of January 2026, APA! has taken **27%** of the total animal number required for the fiscal year. This total puts us ahead of schedule for our annual goal. For APA! to reach its target, it will need to pull just 124 animals each coming month within the fiscal year.

Impact of APA! Transfers on AAS Live Release Rate (LRR)

As APA! takes animals directly from AAS's At-Risk list, this chart attempts to show what the AAS Live Release Rate might look like without transfers to APA!. While there is no perfect way to calculate this metric since it is impossible to know what would have happened were these animals not pulled by APA!, this is one way to illustrate APA!'s effect on AAS live outcomes.

Reported AAS Dog & Cat Live Release Rate - January 2026:		95.44%	
At-Risk Transfers to APA!:	Animals with < 2hr Deadline	24	92.78%
	Animals with >2, <48hr Deadline	34	88.76%
	Other At-Risk Animals (behavior, etc.)	5	88.17%
AAS Live Release Rate without APA! - January 2026:		88.17%	

Survival Rates of AAS Medical Transfers

This section looks at the outcomes of pets transferred from AAS to APA! as medical cases for the month, to show their survival rate and current status. These numbers include pregnant/nursing mothers and neonates.

Total Medical Cases - January 2026	
Adopted/Transferred Out	3
In Foster	44
In Shelter	4
Deceased	7
Survival Rate	87.93%

APA! Animal Matrix and Live Release Rate for ALL Animals - January 2026

<i>Beginning Animal Count:</i>	Canine		Feline		Total
January 1, 2026	557		467		1,024
	Adult	5 Months>	Adult	5 Months>	
LIVE INTAKES					
Stray	21	11	9	1	42
Relinquished by Owner	46	43	46	14	149
Owner-Intended Euthanasia	0	0	0	0	0
Transferred in from Agency	207	205	169	169	750
Other Intakes	0	7	0	0	7
TOTAL LIVE INTAKES	274	266	224	184	948
	Adult	5 Months>	Adult	5 Months>	
OUTCOMES					
Adoption	175	116	219	158	668
Returned to Owner	10	2	1	1	14
Transferred to Another Agency	60	24	16	17	117
Returned to Field	0	0	0	0	0
Other Live Outcome	0	0	0	0	0
TOTAL LIVE OUTCOMES	245	142	236	176	799
Died in Care	2	13	3	2	20
Lost in Care	0	0	0	0	0
Shelter Euthanasia	2	7	9	2	20
Owner-Intended Euthanasia	0	0	0	0	0
TOTAL NON-LIVE OUTCOMES	4	20	12	4	40
TOTAL OUTCOMES	249	162	248	180	839
<i>End Animal Count:</i>	686		446		1,132
LIVE RELEASE RATE	94.16%		96.2%		95.23%