

# Monthly Report on License Agreement 2025-12 December

This report is in agreement with the terms outlined in Section 8.4 of the License Agreement between the City of Austin and Austin Pets Alive! with a focus on APA!'s impact on Travis County through our partnership with Austin Animal Services.

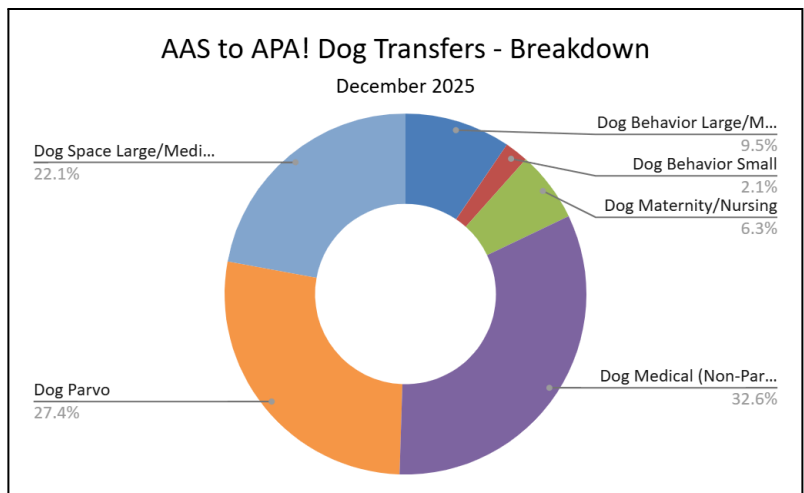
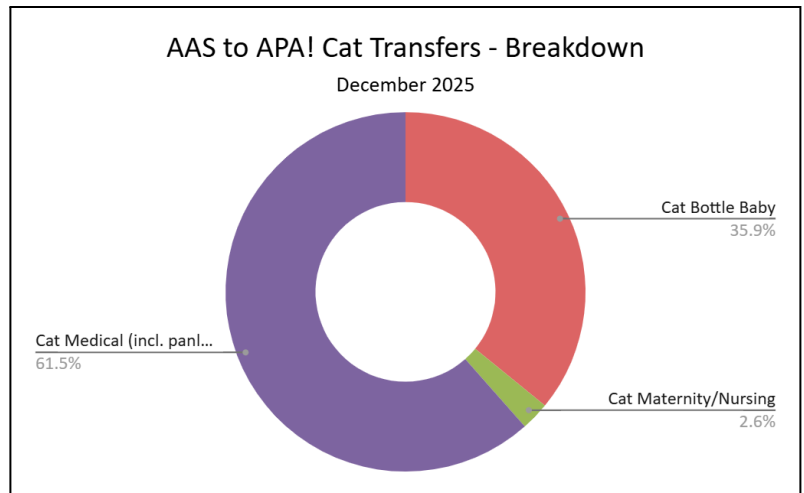
Austin Pets Alive! (APA!) is consistently the city of Austin's largest partner in lifesaving. Our mission is to keep Austin No Kill by taking in the animals that have medical and behavioral concerns that the city cannot care for or treat. Since 2011, due to our partnership with Austin Animal Services to take the animals at risk of euthanasia, our city has been the largest No Kill city in the US.

### **APA! Intakes transferred from AAS:**

In December 2025, 134 animals were transferred from AAS to APA! (per APA! audited records) for lifesaving care and placement, including 21 large/medium dogs taken in to help create space during the recent Canine Pneumovirus outbreak. This accounts for 21.5% of month's intake for AAS.

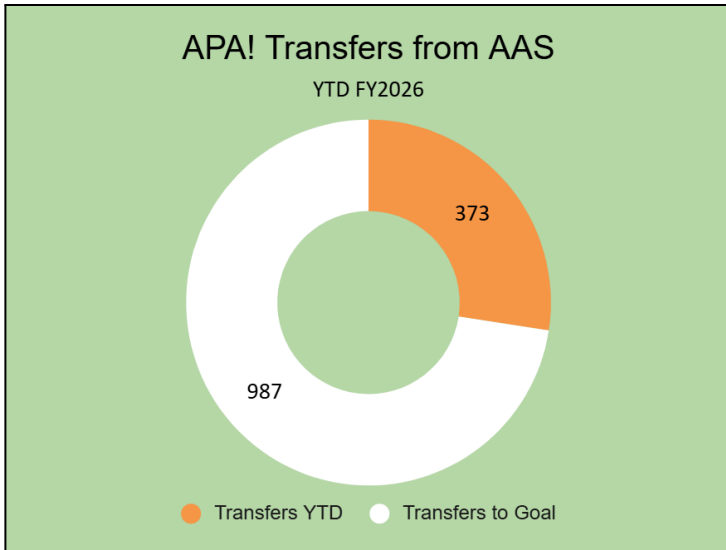
Additionally, APA! took in 13 pets directly from within Travis county through the PASS program that should have otherwise entered AAS.

Cat Behavior	0
Cat Bottle Baby	14
Cat Maternity/Nursing	1
Cat Medical (incl. panleuk)	24
Cat Space	0
Dog Behavior Large/Medium	9
Dog Behavior Small	2
Dog Bottle Baby	0
Dog Maternity/Nursing	6
Dog Medical (Non-Parvo)	31
Dog Parvo	26
Dog Space Large/Medium	21
Dog Space Small	0
<b>TOTAL DIRECT TRANSFERS</b>	<b>134</b>
Cat BIC	0
Dog BIC	0
<b>TOTAL AAC</b>	<b>134</b>
Travis - PASS (non-parvo)	9
Travis - Parvo OS/PASS	4
<b>TOTAL TRANSFER + DIVERSIONS</b>	<b>147</b>



**APA! Transfers from AAS as % of Annual Goal**

APA must: (a) select a sufficient number of animals from the At-Risk List so that at the end of each year of the Term APA will have selected from the At-Risk List 12% of the total number of animals taken in by AAS during the preceding year.



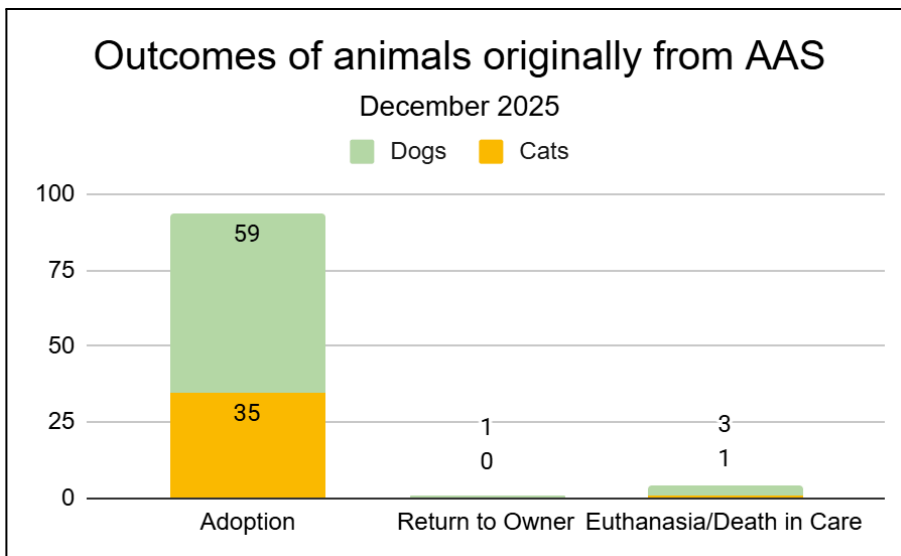
AAS Dog & Cat Intake Total in FY25: **11,331**

APA! Transfer Requirement for FY26: **1,360**

**As of the end of December 2025, APA! has taken 373 animals from AAS, or 27.4% of the total required for the fiscal year.**

**Outcomes of animals originating from AAS**

This looks at the outcomes of animals in the reporting month who originally came from Austin Animal Services (all time).



*\*Death in Care is comprised of animals who died while receiving appropriate care for their condition.*

**Impact of APA! Transfers on AAC Live Release Rate (LRR) for Prior Month**

As APA! takes animals directly from AAC’s At-Risk list, this chart attempts to show what the AAS LRR might look like without transfers to APA. While there is no perfect way to calculate this metric since it is impossible to know what would have happened were these animals not pulled by APA, this is one way to illustrate APA’s effect on AAC live outcomes.

\*Due to ongoing data gaps in the AAS public data dashboards, these numbers are being reported for the **previous** month, based on data shared in that month’s AAS report.

Reported AAC Dog & Cat Live Release Rate - November 2025			92.54%
At-Risk Transfers to APA!:	Animals with < 2hr deadline	40	85.67%
	Animals with >2, <48hr deadline	40	80.06%
	Other At-Risk animals (behavior, etc.)	8	78.93%
<b>AAC Live Release Rate without APA! - November 2025:</b>			<b>78.93%</b>

**Survival Rates of AAC Medical Transfer Pets**

This looks at the outcomes of pets transferred from AAC to APA! as medical cases in the month prior to the month of the report, to show their minimum 30-day survival rate and current status.

Total Medical Cases Transferred (in November 2025)	61
Status as of 1/7/25:	
Adopted/Transferred Out	33
In Foster	19
In Shelter	4
Deceased	5
<b>Survival Rate</b>	<b>91.8%</b>

## APA! Animal Matrix and Live Release Rate for ALL Animals (Shelter Animals Count)

**December 2025**

	Canine		Feline		
<b>Beginning Animal Count</b>	<b>567</b>		<b>710</b>		
<i>December 1, 2025</i>					
	Adult	Up to 5 Months	Adult	Up to 5 Months	Total
<b>LIVE INTAKE</b>					
Stray	6	4	0	0	10
Relinquished by Owner	41	15	26	17	99
Owner Intended Euthanasia	0	0	0	0	0
Transferred in from Agency	210	126	218	181	735
Other Intakes	0	12	0	0	12
<b>TOTAL LIVE INTAKE</b>	<b>257</b>	<b>157</b>	<b>244</b>	<b>198</b>	<b>856</b>
	Adult	Up to 5 Months	Adult	Up to 5 Months	Total
<b>OUTCOMES</b>					
Adoption	168	156	198	322	844
Returned to Owner	3	3	2	3	11
Transferred to Another Agency	62	24	7	39	132
Returned to Field	0	0	0	0	0
Other Live Outcome	0	0	0	0	0
<b>TOTAL LIVE OUTCOME</b>	<b>233</b>	<b>183</b>	<b>207</b>	<b>364</b>	<b>987</b>
Died in Care	0	2	1	2	5
Lost in Care	0	0	0	0	0
Shelter Euthanasia	5	3	4	1	13
Owner Intended Euthanasia	0	0	0	0	0
<b>TOTAL OF OTHER OUTCOMES</b>	<b>5</b>	<b>5</b>	<b>5</b>	<b>3</b>	<b>18</b>
<b>TOTAL OUTCOMES</b>	<b>238</b>	<b>188</b>	<b>212</b>	<b>367</b>	<b>1005</b>
<b>END ANIMAL COUNT</b>	<b>553</b>		<b>579</b>		
<i>December 31, 2025</i>					
<b>LIVE RELEASE RATE</b>	<b>97.65%</b>		<b>98.62%</b>		<b>98.21%</b>

**Fiscal Year 2026 Q1 Summary**  
**October - December 2025**

During Fiscal Year 2026 Q1, APA! transferred in 373 animals directly from Austin Animal Center.

In addition, 88 intakes were diverted from AAC by APA!'s programs, including animals born in care to moms originating from AAC and owner surrenders through APA!'s P.A.S.S. Program.

Animals transferred from AAC to APA! for medical reasons from September-November 2025 had a 30-day survival rate of 89.8% in APA!'s care.

**Intakes: Detailed Breakdown of APA! Intakes Transferred from AAC**

	Oct 25	Nov 25	Dec 25	FY26 Q1
AAC - Cat Behavior	0	0	0	0
AAC - Cat Bottle Baby	63	16	14	93
AAC - Cat Maternity/Nursing	5	0	1	6
AAC - Cat Medical	29	16	24	69
AAC - Cat Space	0	0	0	0
AAC - Dog Behavior Large/Medium	9	7	9	25
AAC - Dog Behavior Small	0	1	2	3
AAC - Dog Bottle Baby	0	0	0	0
AAC - Dog Maternity/Nursing	9	20	6	35
AAC - Dog Medical	30	22	31	83
AAC - Dog Parvo Transfer	6	6	26	38
AAC - Dog Space Large/Medium	0	0	21	21
AAC - Dog Space Small	0	0	0	0
<b>TOTAL DIRECT TRANSFERS</b>	<b>151</b>	<b>88</b>	<b>134</b>	<b>373</b>
AAC - Cat BIC	8	0	0	8
AAC - Dog BIC	20	8	0	28
<b>TOTAL AAC</b>	<b>179</b>	<b>96</b>	<b>134</b>	<b>409</b>
Travis - PASS (non-parvo)	13	17	9	39
Travis - Parvo OS/PASS	0	9	4	13
<b>TOTAL TRANSFER + DIVERSIONS</b>	<b>192</b>	<b>122</b>	<b>147</b>	<b>461</b>