

# Monthly Report on License Agreement 2025-10 October

*This report is in agreement with the terms outlined in Section 8.4 of the License Agreement between the City of Austin and Austin Pets Alive! with a focus on APA!'s impact on Travis County through our partnership with Austin Animal Services.*

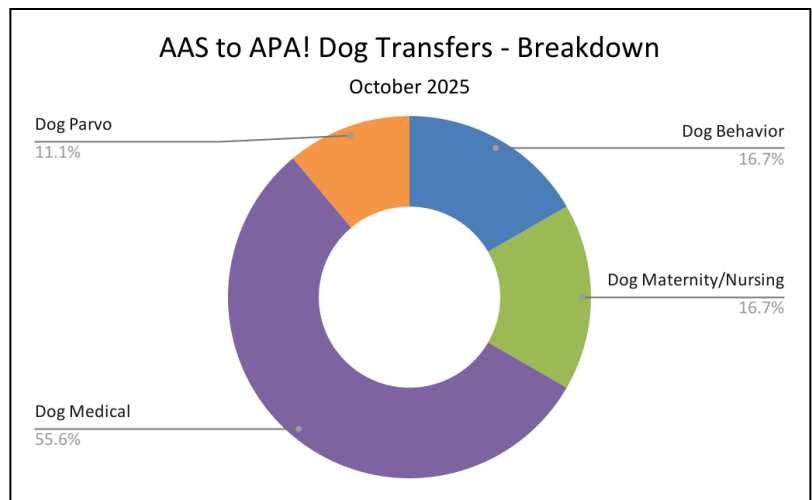
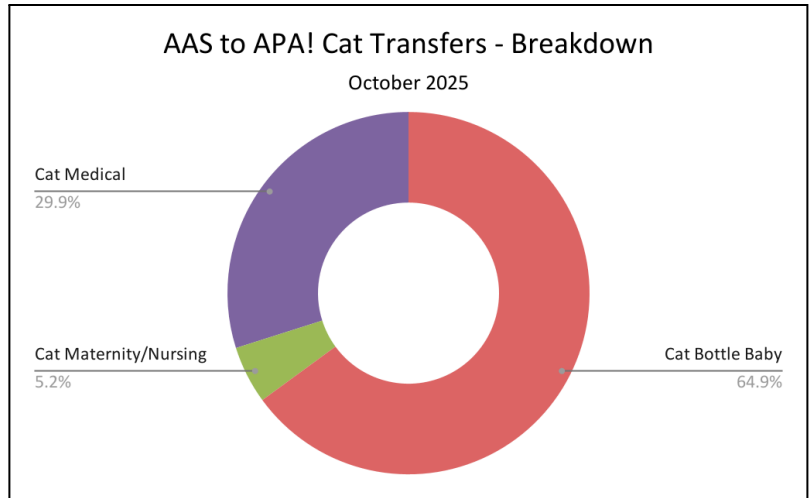
Austin Pets Alive! (APA!) is consistently the city of Austin's largest partner in lifesaving. Our mission is to keep Austin No Kill by taking in the animals that have medical and behavioral concerns that the city cannot care for or treat. Since 2011, due to our partnership with Austin Animal Services to take the animals at risk of euthanasia, our city has been the largest No Kill city in the US.

### **APA! Intakes transferred from AAS:**

In October 2025, 151 animals were transferred from AAS to APA! (*per APA! audited records*) for lifesaving care and placement. This accounts for 15% of AAS's total intake for the month.

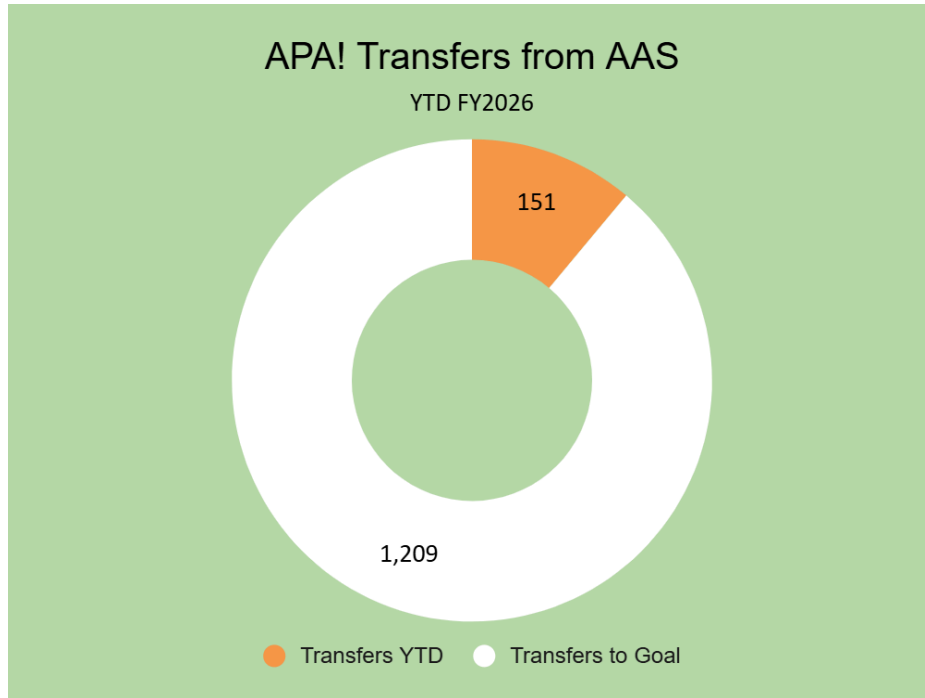
Additionally, APA! took in 13 pets directly from within Travis county through the PASS program that should have otherwise entered AAS.

AAC - Cat Behavior	0
AAC - Cat Bottle Baby	63
AAC - Cat Maternity/Nursing	5
AAC - Cat Medical	29
AAC - Cat Space	0
AAC - Dog Behavior Large/Medium	9
AAC - Dog Behavior Small	0
AAC - Dog Bottle Baby	0
AAC - Dog Maternity/Nursing	9
AAC - Dog Medical	30
AAC - Dog Parvo	6
AAC - Dog Space Large/Medium	0
AAC - Dog Space Small	0
<b>TOTAL DIRECT TRANSFERS</b>	<b>151</b>
AAC - Cat BIC	8
AAC - Dog BIC	20
<b>TOTAL AAC</b>	<b>179</b>
Travis - PASS (non-parvo)	13
Travis - Parvo OS/PASS	0
<b>TOTAL TRANSFER + DIVERSIONS</b>	<b>192</b>



### **APA! Transfers from AAS as % of Annual Goal**

APA must: (a) select a sufficient number of animals from the At-Risk List so that at the end of each year of the Term APA will have selected from the At-Risk List 12% of the total number of animals taken in by AAS during the preceding year.



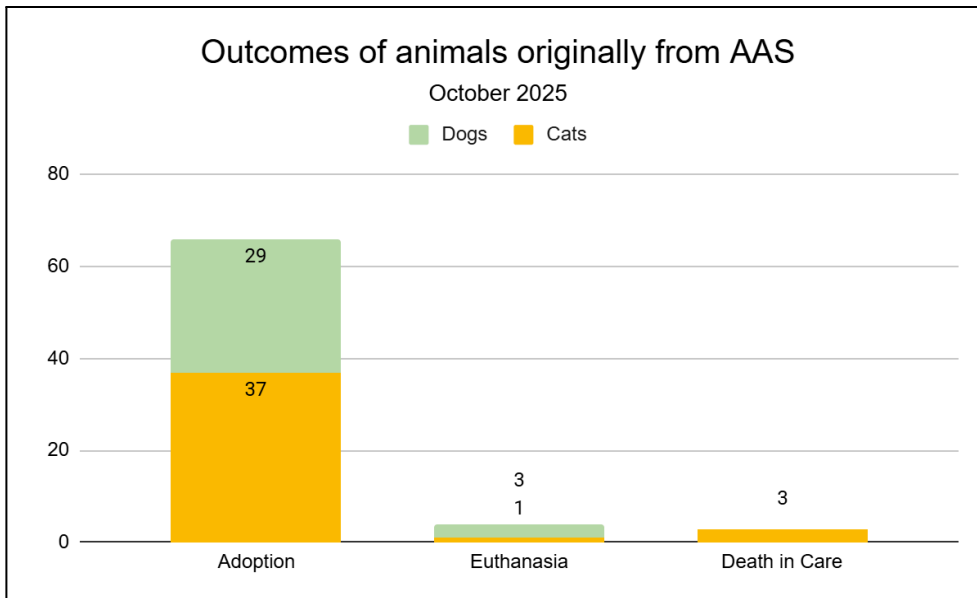
AAS Dog & Cat Intake Total in FY25: **11,331**

APA! Transfer Requirement for FY26: **1,360**

**As of the end of October 2025, APA! has taken 151 animals from AAS, or 11% of the total required for the fiscal year.**

### **Outcomes of animals originating from AAS**

This looks at the outcomes of animals in the reporting month who originally came from Austin Animal Services (all time).



\*Death in Care is comprised of animals who died while receiving appropriate care for their condition.

**Impact of APA! Transfers on AAC Live Release Rate (LRR) for Month**

As APA! takes animals directly from AAC’s At-Risk list, this chart attempts to show what the AAS LRR might look like without transfers to APA!. While there is no perfect way to calculate this metric since it is impossible to know what would have happened were these animals not pulled by APA!, this is one way to illustrate APA’s effect on AAC live outcomes.

\*Due to ongoing data gaps in the AAS public data dashboards, these numbers are being reported for the previous month, based on data shared in the AAS report.

Reported AAC Dog & Cat Live Release Rate - September 2025			94.57%
At-Risk Transfers to APA!:	Animals with < 2hr deadline	87	84.53%
	Animals with >2, <48hr deadline	32	80.89%
	Other At-Risk animals (behavior, etc.)	7	80.09%
<b>AAC Live Release Rate without APA! - September 2025:</b>			<b>80.09%</b>

**Survival Rates of AAC Medical Transfer Pets**

This looks at the outcomes of pets transferred from AAC to APA! as medical cases in the month prior to the month of the report, to show their minimum 30-day survival rate and current status.

Total Medical Cases Transferred (in September 2025)	
Status as of 11/6/25:	
Adopted/Transferred Out	47
In Foster	54
In Shelter	2
Deceased	11
Survival Rate	90.35%

## APA! Animal Matrix and Live Release Rate for ALL Animals (Shelter Animals Count)

### October 2025

	Canine		Feline		
Beginning Animal Count	579		777		
<i>October 1, 2025</i>					
	Adult	Up to 5 Months	Adult	Up to 5 Months	Total
<b>LIVE INTAKE</b>					
Stray	9	5	1	0	15
Relinquished by Owner	43	8	47	17	115
Owner Intended Euthanasia	0	0	0	0	0
Transferred in from Agency	213	121	125	329	788
Other Intakes	2	11	0	4	17
<b>TOTAL LIVE INTAKE</b>	<b>267</b>	<b>145</b>	<b>173</b>	<b>350</b>	<b>935</b>
	Adult	Up to 5 Months	Adult	Up to 5 Months	Total
<b>OUTCOMES</b>					
Adoption	155	84	138	256	633
Returned to Owner	2	3	3	0	8
Transferred to Another Agency	106	30	4	18	158
Returned to Field	0	0	0	0	0
Other Live Outcome	0	0	0	0	0
<b>TOTAL LIVE OUTCOME</b>	<b>263</b>	<b>117</b>	<b>145</b>	<b>274</b>	<b>799</b>
Died in Care	2	8	2	20	32
Lost in Care	0	0	0	0	0
Shelter Euthanasia	6	4	5	2	17
Owner Intended Euthanasia	0	0	0	0	0
<b>TOTAL OF OTHER OUTCOMES</b>	<b>8</b>	<b>12</b>	<b>7</b>	<b>22</b>	<b>49</b>
<b>TOTAL OUTCOMES</b>	<b>271</b>	<b>129</b>	<b>152</b>	<b>296</b>	<b>848</b>
<b>END ANIMAL COUNT</b>	<b>590</b>		<b>852</b>		
<i>October 31, 2025</i>					
<b>LIVE RELEASE RATE</b>	<b>95.00%</b>		<b>93.53%</b>		<b>94.22%</b>